

The what and when of receiving your College Bound Scholarship.

SO YOU'RE ABOUT TO GRADUATE FROM HIGH SCHOOL AND ENROLL IN COLLEGE. It's time to start thinking about what you need to do to get your College Bound Scholarship. There are forms to complete and deadlines to meet, and it's important that you and your family understand the process. Remember, in middle school, you pledged to:

- ★ Graduate from a Washington State high school with a cumulative 2.0 GPA or higher.
- ★ Have no felony convictions.
- ★ Apply for financial aid by completing the Free Application for Federal Student Aid (FAFSA) your senior year of high school.

TO RECEIVE YOUR SCHOLARSHIP:



You

1. Meet the CBS pledge requirements.
2. File the FAFSA. February 1, 2016 is the FAFSA priority filing date. You may file as early as January 1.
3. Be admitted to and enroll in an eligible institution in Washington within one year of high school graduation.
4. Be a U.S. citizen or eligible non-citizen and have proper documentation.



College Bound

1. Sends you a "match email" notifying you when your FAFSA is matched to your original College Bound application.
2. Identifies you as a College Bound student to the colleges you listed on the FAFSA.

NOTE: If you don't receive a "match email" within two weeks of submitting your FAFSA, contact us at 888-535-0747 or collegebound@wsac.wa.gov.



Your College

1. Determines if your income meets the eligibility guidelines.
2. Calculates your financial aid award.
3. Sends you an Award Letter (by mail or email) indicating how much financial aid you will receive.
4. Disburses your financial aid to you, including your College Bound Scholarship.



Important Points to Remember:



Costs covered by College Bound

College Bound combines with other state financial aid to cover tuition (at comparable public colleges), some fees, and a small book allowance. College Bound is not a “full-ride” scholarship. The maximum award is based on tuition and service & activity fees for 15 credits at a public institution plus the book allowance which is included in the award.

Federal aid and the College Bound Scholarship






Think of your financial aid as a complete package—it does not matter which grant pays which expense. Grant aid will combine to cover campus charges and anything remaining will pay for other expenses, such as housing or transportation. The college financial aid office will determine which funds pay tuition.

When College Bound is not listed on your Award Letter

Below are a few of the possible reasons; check with your college’s financial aid office if you have questions.

- Your family’s income does not meet the income eligibility standard.
- Your financial aid award is greater than your need.
- You did not enroll full-time.
- Other state financial aid was offered.
- Your college included your College Bound award with your State Need Grant award.

Summary

- Fulfill the College Bound Pledge.
 - Apply for admission to college.
 - File the FAFSA as soon after January 1 as possible and no later than the February 1 priority date.
 - Meet all financial aid deadlines and provide all documents requested by the college.
 - If you don’t receive the “match email” notifying you that your College Bound application matched with your FAFSA, call us at 1-888-535-0747 (select option 1) or email collegebound@wsac.wa.gov.
- 
- 
- 
- 
- 

**READY
SET
GRAD**

For more on financial aid and college readiness, visit www.readysetgrad.org, your resource to find, pay for, and complete the educational path that’s right for you.